





















# Scotchlok™ Connectors and Tools Specification Chart

Connector	Type Connector	Special Features	Maximum Insulation O.D.		PIC-unfilled and PIC-filled		Pulp or paper	
			Metric (mm)	Inches	AWG	Metric (mm)	AWG	Metric (mm)
<b>Butt Splicing</b>								
UR2 		Gel-Filled Polypropylene Cat. 5	2.08	0.082	26-19	0.4-0.9	N/A	N/A
UR2-D 		Dry Polypropylene	2.08	0.082	26-19	0.4-0.9	26-19	0.4-0.9
UR 		Gel-Filled Polycarbonate Cat. 5	1.52	0.060	26-19	0.4-0.9	N/A	N/A
UY2 		Gel-Filled Polypropylene Cat. 5	2.08	0.082	26-19	0.4-0.9	N/A	N/A
UY2-D 		Dry Polypropylene	2.08	0.082	26-19	0.4-0.9	26-19	0.4-0.9
UY 		Gel-Filled Polycarbonate Cat. 5	1.52	0.060	26-22	0.4-0.7	N/A	N/A
*557-TG2 		Gel-Filled Polypropylene	3.0	0.12	22-16	0.6-1.3	N/A	N/A
UP2 		Dry Polycarbonate Flame-Retardant UL Recognized Component	1.52	0.060	26-22	0.4-0.7	26-22	0.4-0.7
UP3 		Dry Polycarbonate Flame-Retardant UL Recognized Component	1.52	0.060	26-19	0.4-0.9	26-19	0.4-0.9
UAL 		Gel-Filled for Aluminum Polycarbonate	Outside Ports: 2.08 Middle Port: 1.88	Outside Ports: 0.082 Middle Port: 0.074	20-17 AL 24-19 CU	0.8-1.2 AL 0.5-0.9 CU	N/A	N/A

\*557-TG2 connectors can only be used with Scotchlok™ Crimp Tool E-9BM or E-9J.