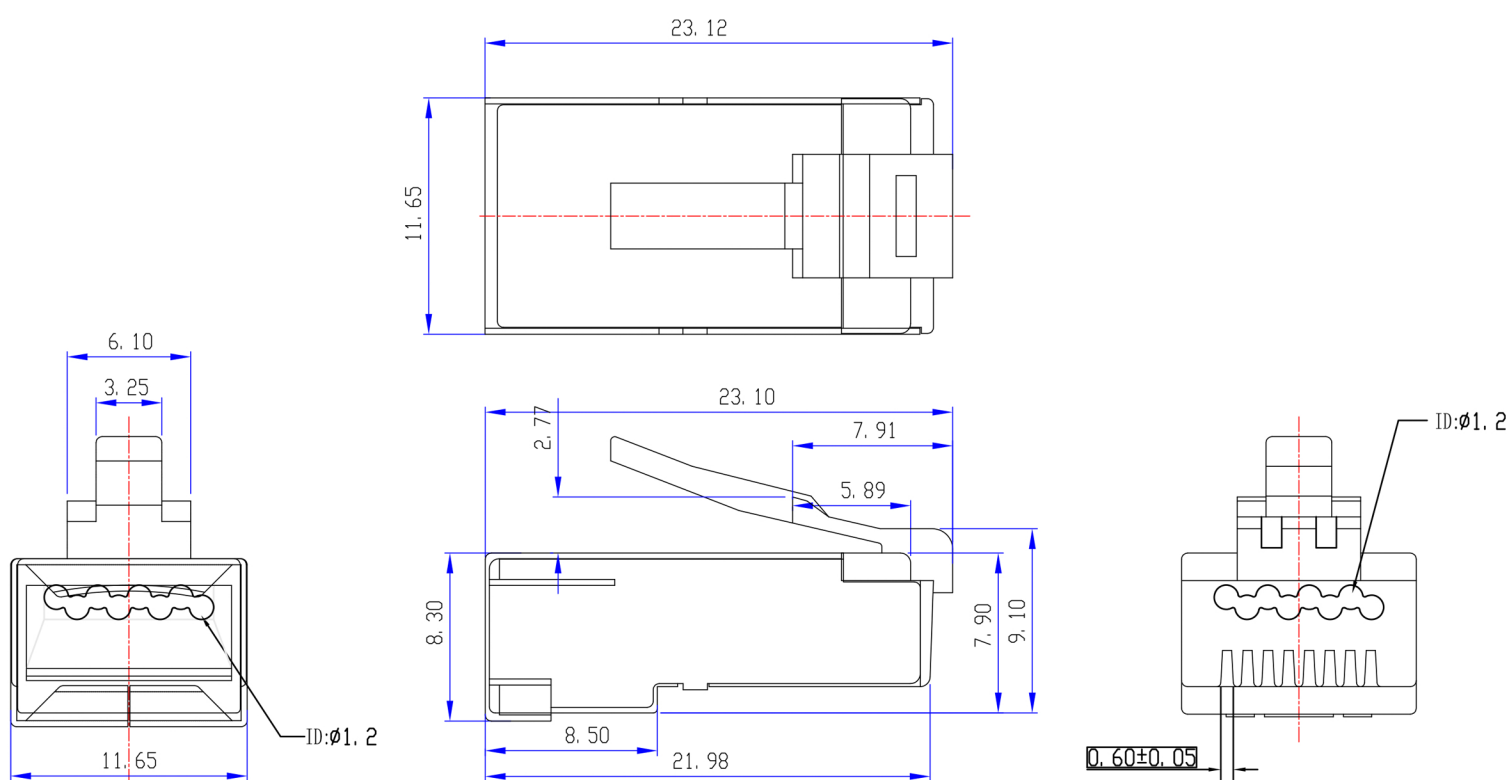



Pass Through RJ45 Cat6 STP Plugs

TM21 plugs are designed to meet all of the performance requirements of Cat 6 when link tested up to 250 MHz Class E. These shielded RJ45 plugs have a guide plate to assist assembly onto either solid or stranded cables. The hood is available in nine different colours, incorporates latch protection and can be fitted after the plug has been assembled onto the cable.

FEATURES

- Link tested to Cat 6.
- Fully shielded.
- Fold up hood incorporates latch protector.
- Plug can be terminated to solid or stranded cable.
- Guide plate allows easy assembly.
- Hoods available in 9 colours.
- Will accept cables up to 6.6mm dia.
- Hand tool terminates TM21 in one easy operation.

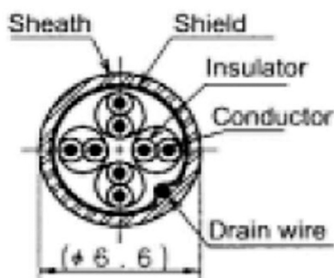


Part Number	CL No.	Cover Color	TYPE
TM21P-88P	222-2862-9-00	Light beige	Full Kit
TM21P-88P(12)	222-2862-9-12	Medium gray	Hood Only
TM21P-88P(13)	222-2862-9-13	Black	Hood Only
TM21P-88P(14)	222-2862-9-14	Natural light gray	Hood Only
TM21P-88P(15)	222-2862-9-15	Red	Hood Only
TM21P-88P(16)	222-2862-9-16	Green	Hood Only
TM21P-88P(17)	222-2862-9-17	Blue	Hood Only
TM21P-88P(18)	222-2862-9-18	Yellow	Hood Only
TM21P-88P(19)	222-2862-9-19	Orange	Hood Only
TM21P-88P(11)	222-2862-9-11	Light beige	Hood Only

CAT6

3P8C Modular Plug Connectors to Pass Through RJ45 Cat6 STP Plugs

CABLE SPECIFICATIONS



Conductor	ϕ 0.5mm solid wire AWG 24 twisted wire (ϕ 0.2mm x 7) AWG 25 twisted wire (ϕ 0.18mm x 7)
Insulator Outer Dia.	(ϕ 0.9 - 1.0mm)
Drain Wire	AWG 26 (tinned wire)
Seath Outer Dia.	(ϕ 6.6mm)

TECHNICAL DATA

Rating: Current 0.5A Voltage AC 125V	Ambient Temperature Range: Plug -25°C to +60°C
--	---


Item	Standard	Condition
Insulation Resistance	100M Ω or more	Measure with DC 100V
Withstand Voltage	Without flashing, insulation perforation	AC 500V for 1 min
Contact Resistance	230m Ω or less	Measure with 100mA
Vibration Resistance	Without electric breaks of 5 μ sec or longer; contact resistance of 250m Ω or less	10 - 55Hz, half amplitude 0.75mm, 2 hours in 3 directions
Mechanical Shock Resistance	Without electric breaks of 5 μ sec or longer; contact resistance of 250m Ω or less	Acceleration 490m/s ² , duration 11ms, 3 times in 3 directions
Near-End Crosstalk	30.1dB or greater (when measured at the channel link)	Measure properties between each pair with 250MHz
Sampling Lifetime	Contact resistance of 250m Ω or less	200 times
Temperature Cycle	Contact resistance of 250m Ω or less; insulation resistance of 100M Ω or greater	(-55°C: 30 min \rightarrow 5 to 35°C: 5 min \rightarrow 85°C: 30min \rightarrow 5 to 35°C: 5 min) 5 cycles
Humidity Resistance	Contact resistance of 250m Ω or less; insulation resistance of 1M Ω or greater (in humid conditions); insulation resistance 100M Ω or greater (dry conditions)	Kept for 500 hrs in 40°C, 90 to 95% humidity conditions
Salt & Water Spray	Contact resistance of 250m Ω or less	Kept for 48 hrs in a 5% concentration salt water solution

APPLICABLE HAND TOOL

Part No - HT601/TM21P-88P

CL Code - 902-2133-1-00

The unique hand tool is quick and easy to use. The strain relief clamp and contacts are crimped in one easy step. The tool can also be used for the TM11 Series.



For the latest information please contact
Dongguan Fangbei Electronics Co., Ltd
Building 1, No. 396 Dalingshan Avenue, Dalingshan Town,
Dongguan City, Guangdong Province
sales@dgfangbei.cn
www.fangbeielec.com